

Nonlinear saturation of the magnetorotational instability near threshold in a thin-gap Taylor-Couette setup

O. M. Umurhan,^{1,2,3,*} O. Regev,^{1,4} and K. Menou⁴

¹*Department of Physics, Technion–Israel Institute of Technology, 32000 Haifa, Israel*

²*Department of Geophysics and Planetary Sciences, Tel-Aviv University, Tel-Aviv, Israel*

³*Department of Astronomy, City College of San Francisco, San Francisco, California 94112, USA*

⁴*Department of Astronomy, Columbia University, New York, New York 10027, USA*

(Received 28 February 2007; published 24 September 2007)

We study the saturation near threshold of the axisymmetric magnetorotational instability (MRI) of a viscous, resistive, incompressible fluid in a thin-gap Taylor-Couette configuration. A vertical magnetic field, Keplerian shear, and no-slip conducting radial boundary conditions are adopted. The weakly nonlinear theory leads to a real Ginzburg-Landau equation for the disturbance amplitude, as in our previous idealized analysis. For small magnetic Prandtl number ($\mathcal{P}_m \ll 1$), the saturation amplitude scales as $\mathcal{P}_m^{2/3}$ while the magnitude of angular momentum transport scales as $\mathcal{P}_m^{4/3}$. The difference from the previous scalings (proportional to $\mathcal{P}_m^{1/2}$ and \mathcal{P}_m respectively) is attributed to the emergence of radial boundary layers. Away from those, steady-state nonlinear saturation is achieved through a modest reduction in the destabilizing shear. These results will be useful in understanding MRI laboratory experiments and associated numerical simulations.

DOI: [10.1103/PhysRevE.76.036310](https://doi.org/10.1103/PhysRevE.76.036310)

PACS number(s): 47.65.-d, 95.30.Qd, 95.30.Lz, 96.50.Tf

I. INTRODUCTION

The magnetorotational instability (MRI) is a linear instability known to occur in rotating hydromagnetic shear flows when the angular velocity decreases with increasing distance from the rotation axis, i.e., $\partial_R(\Omega^2) < 0$. Although it had been known for almost half a century [1–3], the MRI acquired renewed interest only after the influential work of Balbus and Hawley [4], who have shown, by means of linear stability analysis and numerical simulations, its viability in conditions locally approximating astrophysical accretion disks. Subsequent investigations of this kind (see the reviews by Balbus and Hawley [5,6] and references therein) have quite convincingly demonstrated that this instability can drive magnetohydrodynamical turbulence in a variety of conditions, appropriate to accretion disks and more general settings as well. Within the framework of a magnetic Taylor-Couette configuration, which is relevant for the present work, the parameter dependencies (magnetic Reynolds and Prandtl numbers) of the marginal (linear) instability threshold has been previously considered [7,8]. It was found, among other things, that the critical magnetic Reynolds number does not scale with the magnetic Prandtl number, for small values of the latter. This result carries over into the weakly nonlinear theory presented here.

Accretion disks are important and ubiquitous astrophysical objects and are thought to power such diverse systems as young stellar objects, close binary systems and active galactic nuclei. Accretion disks are flattened, high specific angular momentum (with essentially a Keplerian distribution) masses of gas, through which matter accretes onto a central object. An efficient mechanism for dissipation and transport of angular momentum is needed in order to allow accretion and reconcile the theoretical models with observations. Since the

typical hydrodynamical Reynolds numbers (\mathcal{R}) in these astrophysical flows are enormous, it was recognized at the outset, when accretion disks were theoretically proposed [9,10], that some anomalous, enhanced (conceivably turbulent) dissipation and transport must be invoked. Keplerian rotating flows are (according to the Rayleigh and other criteria) linearly stable, and thus astrophysical disk turbulence cannot originate from a linear instability of the kind known (and well studied) in Taylor-Couette hydrodynamical flows.

The physics of the nonlinear development of the MRI, its saturation, and the nature of the resulting angular momentum transport are quite complicated. Almost all of our present knowledge on this subject comes from numerical simulations, carried out by several groups (see, e.g., [4–6,12] and references therein). These finite-difference simulations, even though intended for the study of the MRI in its astrophysical setting, were actually local, i.e., done for a small portion of an accretion disk, in what is known as the *shearing box* (SB) or *sheet* formulation [4,11] (see the Appendix of [13] for a formal account of this approximation). Although a lot has been learned from these simulations, the intricate processes at work are not yet fully understood, and some basic physical questions remain open (see, e.g., [14,15]). As a result, there has recently been a growing interest in observing the instability in the laboratory, where various physical aspects can be unraveled in a controlled way. A number of groups have indeed embarked on such experimental projects, in several setups, often accompanying them by appropriate numerical calculations (e.g., [16–21], and references therein).

In comparison to the large extent of numerical and experimental work on the MRI's nonlinear development, there have only been very few reports of analytical and semianalytical studies on this subject. This fact seems surprising, because a very large body of work, utilizing various asymptotic approaches, has been done for other important fluid instabilities (for reviews see, e.g., [22–26]). We are aware of only two asymptotic studies of this kind in the MRI context.

*mumurhan@physics.technion.ac.il

(1) In the first one [27], Knobloch and Julien investigated the saturation of the MRI in the strongly nonlinear regime (far from the instability threshold). They utilized the so-called channel modes (radially independent axisymmetric linear modes, which also happen to be exact solutions of the nonlinear problem in the SB formulation [5,28]). They performed an asymptotic calculation, in which the evolution of channel modes is followed into the nonlinear regime by gently tuning the system out of the developed short-wavelength channel mode configuration (and under a specific regime of system's parameters). This work shows that nonlinearities saturate the system in such a way that the momentum transport scales as $(\mathcal{R}\mathcal{R}_m)^{-1}$, where \mathcal{R} and \mathcal{R}_m are the hydrodynamic and magnetic Reynolds numbers, respectively [see Eq. (4.22) in [27]]. The results further indicate that, by modifying the underlying shear (the “source” of instability), the system saturates while approaching solid body rotation.

(2) In the second study [29] by Umurhan, Menou, and Ragev (UMR), we employed a more traditional approach—weakly nonlinear asymptotics close to the instability threshold. The problem we considered differed from previous studies in that we considered the dynamics to be restricted to a narrow (in its radial extent) channel. Our original intent was to understand the MRI under a more controlled setting—one in which the channel modes are filtered out by the imposition of no normal-flow conditions at the inner and outer boundaries of the channel. Under these conditions, arguably more appropriate to capture the physics of experimental setups, the MRI unstable mode transits into instability in a way analogous to that of Rayleigh-Bénard convection. An idealization, involving a hybrid free-slip–no-slip and conducting–insulating boundary conditions, atop the no-normal-flow conditions mentioned above, allows for transparent analytical evaluations of the derived necessary quantities (similar idealizations have sometimes been used in other studies [20]) of the problem. The similarity of this formulation to other extensively studied hydrodynamical instability problems led us to the application of weakly nonlinear asymptotic techniques to examine the system's transition into the nonlinear realm, as well as to comparison of the results to specially designed numerical simulations. We found that, as the system is gently tuned into instability (through a suitably defined nondimensional parameter ϵ), a saturated pattern state emerges with the amplitude of the most unstable mode evolving according to the real Ginzburg-Landau equation (GLE)

$$\partial_T A = \lambda A + D \partial_Z^2 A - \alpha |A|^2 A = 0, \quad (1)$$

where T and Z are suitably “stretched” time and vertical coordinates, and the coefficients of the equation are all real and computable from the parameters of the physical problem. In particular, the coefficient α was found to scale as \mathcal{P}_m^{-1} , where \mathcal{P}_m is the *magnetic* Prandtl number, defined by the ratio $\mathcal{R}_m/\mathcal{R}$. It means that the amplitude achieved by the system in the saturated state scales as $\epsilon\sqrt{\mathcal{P}_m}$ and, correspondingly, the overall angular momentum transport as $\epsilon^2\mathcal{P}_m$. For \mathcal{R}_m fixed this transport would scale as $1/\mathcal{R}$, and this formulation is useful when the resistivity of the medium is set by its physical state (i.e., degree of ionization) and one wishes

to estimate the effect of decreasing effective viscosity (resulting, e.g., from the inaccuracy of the numerical scheme in a simulation). These analytical scalings were found in the limit $\mathcal{P}_m \ll 1$, while for larger values of \mathcal{P}_m similar trends may be expected but the coefficients have to be evaluated numerically. We conjectured that for self-consistent boundary conditions the above general qualitative behavior should hold as well, with perhaps some change in the relevant power of \mathcal{P}_m in the scalings. Our asymptotic analysis was accompanied by fully numerical spectral calculations of the original SB equations with similarly idealized boundary conditions. The analytical and numerical scalings were found to agree quite well.

In this paper we present a study of the MRI as developing in a model representing the thin-gap limit of a magnetic Taylor-Couette (MTC) configuration, in which an incompressible axisymmetric rotating flow is subject to an external vertical magnetic field. This will permit a quantitative examination of the effect of the boundary conditions on the results reported by UMR and confirm the conjecture on the general qualitative behavior.

The fundamental equations of motion are the same as those assumed in previous studies of the MRI (e.g., [4]) save for the inclusion of nonideal effects, namely, resistivity and viscosity. Solutions to these equations are sought, subject to realistic boundary conditions at the system walls, namely, that of no flow, and conducting conditions. For the vertical boundary conditions we assume periodicity for the sake of simplicity and transparency. After presenting, in Sec. II, the relevant approximations, definitions, and equations, we perform, in Sec. III, a linear eigenmode analysis. We identify the most unstable mode as a function of the nondimensional parameters of the system—of which there are five: the Cowling number \mathcal{C} , the magnetic Prandtl number \mathcal{P}_m , the magnetic Reynolds number \mathcal{R}_m , and the shear index q (see below). We demonstrate next that this system has a transition into instability which is similar in some important aspects to that in Rayleigh-Bénard convection [22–24,26]. We also identify the presence of a neutral, spatially constant mode representing the effect of a constant azimuthal field.

In Sec. IV, we perform a weakly nonlinear asymptotic analysis by tuning the system away from the conditions of marginality. In this case this is done by ratcheting the background magnetic field downward from the marginal state with the magnitude of the departure from that state measured by the small parameter ϵ^2 . The full calculation, detailed in [37], reveals that the envelope (of the marginally unstable modes) evolution is governed by two uncoupled partial differential equations: one represents the leading MRI mode and evolves according to the real GLE and the other equation, representing the evolution of the uniform azimuthal field, is a standard diffusion equation. The saturated amplitude of the leading MRI mode is demonstrated, in the $\mathcal{P}_m \ll 1$ limit, to scale as $\epsilon\mathcal{P}_m^{2/3}$, and is shown to be affected by the boundary layers appearing at the system walls. The main physical factor contributing to saturation is identified as coming from the second order (in ϵ) correction to the azimuthal velocity perturbation in the limit $\mathcal{P}_m \ll 1$. This, in turn, affects the shear profile so as to stabilize the new steady configuration. We also find that the average total angular

momentum transport implied under these conditions scales as $\epsilon^2 \mathcal{P}_m^{4/3}$ for $\mathcal{P}_m \ll 1$, or as $\epsilon^2 \mathcal{R}^{-4/3}$ for \mathcal{R}_m fixed [and of $O(1)$]. These results are in accord with the conjecture and expectations given by UMR.

In the last section we discuss the implications of our work and how it should be perceived as a part of the ongoing research efforts on various aspects of the MRI. We also provide some heuristic arguments to help understand the results. Finally, we end with a short outline of possible directions for future work of this kind.

II. ASSUMPTIONS, DEFINITIONS, AND EQUATIONS

The hydromagnetic equations in cylindrical coordinates [3] are applied to the neighborhood of a representative radial point (r_0) in the system, using the above-mentioned shearing box approximation. The SB approximation is applied here to the thin-gap limit of a Taylor-Couette setup with an imposed background vertical magnetic field. We begin by considering a steady base flow with only a constant vertical magnetic field, $\mathbf{B} = B_0 \hat{\mathbf{z}}$, and a velocity of the form $\mathbf{V} = U(x) \hat{\mathbf{y}}$. In this base state the velocity has a linear shear profile $U(x) = -q\Omega_0 x$, representing an azimuthal flow about a point r_0 that rotates with a rate Ω_0 , defined from the differential rotation law $\Omega(r) \propto \Omega_0 (r/r_0)^{-q}$. The total pressure in the base state (divided by the constant density)

$$\Pi \equiv \frac{1}{\rho_0} \left(P + \frac{B_0^2}{8\pi} \right)$$

is a constant and thus its gradient is zero.

This base flow is disturbed by three-dimensional (3D) perturbations on the magnetic field $\mathbf{b} = (b_x, b_y, b_z)$, as well as on the velocity $\mathbf{u} = (u_x, u_y, u_z)$ and the total pressure ϖ . We consider only axisymmetric disturbances, i.e., perturbations with structure only in the x and z directions. This results, after nondimensionalization, in the following set of *nonlinear* equations:

$$\begin{aligned} \frac{d\mathbf{u}}{dt} - 2\Omega_0 \hat{\mathbf{z}} \times \mathbf{u} - q\Omega_0 u_x \hat{\mathbf{y}} - C\mathbf{b} \cdot \nabla \mathbf{b} - CB_0 \partial_z \mathbf{b} \\ = -\nabla \varpi + \frac{1}{\mathcal{R}} \nabla^2 \mathbf{u}, \end{aligned} \quad (2)$$

$$\frac{d\mathbf{b}}{dt} - \mathbf{b} \cdot \nabla \mathbf{u} + q\Omega_0 b_x \hat{\mathbf{y}} - B_0 \partial_z \mathbf{u} = \frac{1}{\mathcal{R}_m} \nabla^2 \mathbf{b}, \quad (3)$$

together with an incompressibility condition and the solenoidal magnetic field constraint

$$\nabla \cdot \mathbf{u} \equiv \partial_x u_x + \partial_z u_z = 0, \quad \nabla \cdot \mathbf{b} \equiv \partial_x b_x + \partial_z b_z = 0. \quad (4)$$

The Cartesian coordinates x, y, z represent here the radial (shearwise), azimuthal (streamwise), and vertical directions, respectively, and since axisymmetry is assumed $\nabla \equiv \hat{\mathbf{x}} \partial_x + \hat{\mathbf{z}} \partial_z$ and the Laplacian is $\nabla^2 \equiv \partial_x^2 + \partial_z^2$. Lengths have been nondimensionalized by L (the shearing-box size); time t by the local rotation rate $\tilde{\Omega}_0$ (tildes denote here dimensional quantities). Because the dimensional rotation rate of the box

(about the central object) is $\tilde{\Omega}_0 = \tilde{\Omega}_0 \hat{\mathbf{z}}$, the nondimensional quantity Ω_0 is formally equivalent to 1, but we keep it to flag the Coriolis terms. Velocities have been scaled by $\tilde{\Omega}_0 L$ and the magnetic field by the value of the background vertical field \tilde{B}_0 . Thus the nondimensional constant background field $B_0 \equiv 1$, but again we leave it in the equation set for later convenience (see below). The hydrodynamic pressure is scaled by $\tilde{\rho}_0 L^2 \tilde{\Omega}_0^2$ and the magnetic one by $\tilde{B}_0^2 / (8\pi)$. The nondimensional perturbation ϖ of the total pressure divided by the density (which is equal to 1 in nondimensional units), which survives the spatial derivatives, is thus given by

$$\varpi = p + C \frac{1}{2} |\mathbf{b}|^2, \quad (5)$$

where p is the hydrodynamic pressure perturbation.

The nondimensional parameter

$$C \equiv \frac{\tilde{B}_0^2}{4\pi \tilde{\rho}_0 \tilde{\Omega}_0^2 L^2} = \frac{\tilde{V}_A^2}{\tilde{V}^2} \quad (6)$$

is the *Cowling number*, measuring the relative importance of the magnetic pressure compared to the hydrodynamical one. It is equal to the inverse square of the typical Alfvén number (\tilde{V}_A is the typical Alfvén speed). The Cowling number appears in the nonlinear equations, together with the two *Reynolds numbers*

$$\mathcal{R} \equiv \frac{\tilde{\Omega}_0 L^2}{\tilde{\nu}}, \quad \mathcal{R}_m \equiv \frac{\tilde{\Omega}_0 L^2}{\tilde{\eta}}, \quad (7)$$

where $\tilde{\nu}$ and $\tilde{\eta}$ are, respectively, the microscopic viscosity and magnetic resistivity of the fluid. We shall also see that the *magnetic Prandtl number*, given as $\mathcal{P}_m \equiv \mathcal{R}_m / \mathcal{R}$, plays an important role in the nonlinear evolution of this system.

We rewrite now the equations of motion in terms of more convenient dependent variables:

$$\partial_t \nabla^2 \Psi + N_\Psi = \mathcal{R}^{-1} \nabla^4 \Psi + 2\Omega_0 \partial_z u_y + CB_0 \partial_z \nabla^2 \Phi, \quad (8)$$

$$\partial_t u_y + N_u = \mathcal{R}^{-1} \nabla^2 u_y - \Omega_0 (2 - q) \partial_z \Psi + CB_0 \partial_z b_y, \quad (9)$$

$$\partial_t \Phi + N_\Phi = \mathcal{R}_m^{-1} \nabla^2 \Phi + B_0 \partial_z \Psi \quad (10)$$

$$\partial_t b_y + N_b = \mathcal{R}_m^{-1} \nabla^2 b_y + B_0 \partial_z u_y - q\Omega_0 \partial_z \Phi. \quad (11)$$

Because the flow is incompressible and y independent, the radial and vertical velocities are expressed in terms of the *stream function* Ψ , that is, $(u_x, u_z) = (\partial_z \Psi, -\partial_x \Psi)$. Also, since the magnetic field is source-free, we similarly express its vertical and radial components in terms of the *flux function* Φ , that is, $(b_x, b_z) = (\partial_z \Phi, -\partial_x \Phi)$. Note that (10) combines information about the radial and vertical magnetic fields in terms of the flux and stream functions (e.g., [20]). In this formulation the nonlinear advection and tension terms are

$$\begin{aligned}
 N_\Psi &\equiv J(\Psi, \nabla^2 \Psi) - \mathcal{C}J(\Phi, \nabla^2 \Phi), & N_u &\equiv J(\Psi, u_y) \\
 & - \mathcal{C}J(\Phi, b_y), N_\Phi &\equiv J(\Psi, \Phi), & N_b &\equiv J(\Psi, b_y) - J(\Phi, u_y),
 \end{aligned} \tag{12}$$

in which the Jacobian is defined as $J(f, g) \equiv \partial_x f \partial_x g - \partial_x f \partial_z g$. The underlined term in (11), representing the transport of the perturbed radial magnetic field by the background shear flow, is instrumental for the occurrence of the MRI in this system.

The boundary conditions are periodic on the vertical boundaries of the domain, and we require also that the flow be no slip at the inner and outer boundaries. This means that $\mathbf{u} = \mathbf{0}$ at $x = \pm 1$, i.e.,

$$u_y = 0, \quad \partial_z \Psi = 0, \quad \partial_x \Psi = 0 \quad \text{at } x = \pm 1. \tag{13}$$

Regarding the boundary conditions on the magnetic field disturbances, we posit conditions (only two are needed) that are consistent with the inner and outer walls being conducting, $b_x = 0$ and $\partial_x b_y = 0$ at $x = \pm 1$, i.e.,

$$\partial_z \Phi = 0, \quad \partial_x b_y = 0 \quad \text{at } x = \pm 1. \tag{14}$$

Note that these boundary conditions are more physically consistent than the ones used by UMR; however, they will call for a numerical evaluation of the eigenfunctions and the coefficients for the asymptotic analysis that result from them.

Finally, we point out that there exists an energy theorem for the above dynamical equations. Defining the total energy (per unit length in the azimuthal direction) of the disturbances in the domain as $E \equiv \frac{1}{2} \int (\mathbf{u}^2 + \mathcal{C}\mathbf{b}^2) dx dz$, we get, after the usual integration procedures and application of boundary conditions,

$$\begin{aligned}
 \frac{dE}{dt} &= q\Omega_0 \int \mathbb{T} dx dz - \frac{1}{\mathcal{R}} \int (|\nabla u_x|^2 + |\nabla u_y|^2 + |\nabla u_z|^2) dx dz \\
 & - \frac{\mathcal{C}}{\mathcal{R}_m} \int (|\nabla b_x|^2 + |\nabla b_y|^2 + |\nabla b_z|^2) dx dz,
 \end{aligned} \tag{15}$$

where

$$\mathbb{T} = \mathbb{T}_R + \mathbb{T}_M, \quad \mathbb{T}_R \equiv u_x u_y, \quad \mathbb{T}_M \equiv -\mathcal{C} b_x b_y.$$

\mathbb{T}_R and \mathbb{T}_M are the Reynolds (hydrodynamic) and Maxwell stresses, capturing the velocity and magnetic field disturbance correlations, respectively. Statement (15) is analogous to the Reynolds-Orr relation in hydrodynamics (for which $\mathbb{T} = \mathbb{T}_R$ and $\mathbb{T}_M = 0$). The total stress \mathbb{T} will be used in the asymptotic theory we develop here as the dominant expression for the evaluation of transport, occurring during the weakly nonlinear evolution of the system. The full right-hand side of (15), including the two dissipative terms, should obviously vanish when a saturated, steady state is reached. We discuss this in more detail in Sec. V.

III. LINEAR THEORY

Linearization of (8)–(11) yields the following equation:

$$\partial_t \mathcal{D}\mathbf{V}_1 = \mathcal{L}\mathbf{V}_1, \tag{16}$$

in which all the small perturbations are lumped in the vector $\mathbf{V}_1 = (\Psi_1(x), u_1(x), \Phi_1(x), b_1(x))^T e^{ikz+st} + \text{c.c.}$, with k being the

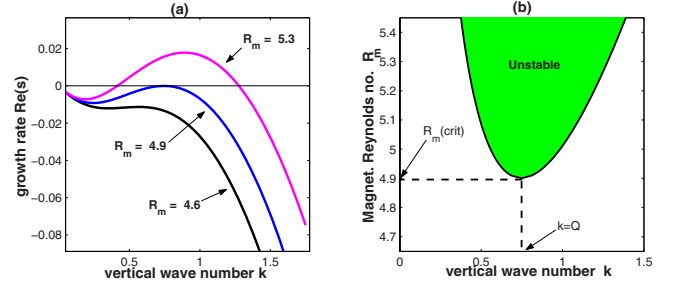


FIG. 1. (Color online) Summary of linear theory. This example is for $\mathcal{C}=0.08$, $\mathcal{P}_m=0.001$, $q=3/2$, and the fundamental mode. (a) Growth rates, $\text{Re}(s)$, as a function of wave number k for three values of \mathcal{R}_m . (b) Solid line depicts those values of \mathcal{R}_m and k where $\text{Re}(s)=0$. The shaded region shows unstable modes. The locations of $k=k_{\text{crit}} \equiv Q$ and $\mathcal{R}_m = \mathcal{R}_m(\text{crit}) \equiv R_m$ are shown.

vertical wave number and s the temporal eigenvalue. The spatial differential operators \mathcal{D} and \mathcal{L} (appropriately written in the form of 4×4 matrices) are explicitly given in Eqs. (B1)–(B3) of Appendix B in [37]. As long as $k \neq 0$ the boundary conditions on the functions of \mathbf{V}_1 become [see Eqs. (13) and (14)]

$$\Psi_1 = D_x \Psi_1 = u_1 = \Phi_1 = D_x b_1 = 0 \quad \text{at } x = \pm 1, \tag{17}$$

where $D_x \equiv d/dx$.

In principle, Eqs. (16) can be set up and solved analytically, however, the resulting expressions are far too cumbersome to be conveniently manipulated. It is much easier to solve this set numerically, using a Chebyshev collocation technique. Each function is approximated using typically between 30 and 60 grid points on a Chebyshev numerical grid. Larger number of points are required for smaller values of the magnetic Prandtl number.

We shall concentrate on and follow here only one mode and call it the *fundamental* one. This is the mode that first becomes unstable when the vertical magnetic field is decreased below threshold (the mode is marginal at threshold). For given values of the parameters, the eigenvalue corresponding to this fundamental mode arises as one of the four possible solutions of the dispersion relation. It is purely real [$\text{Im}(s)=0$] and thus the instability is steady, or nonoscillatory (in the customary nomenclature, e.g., [23]). The solution of the dispersion relation provides the functional dependence $s = s(k, q, \mathcal{C}, \mathcal{P}_m, \mathcal{R}_m)$.

In Fig. 1(a) we display the growth rate $\text{Re}(s)$ as a function of k of this fundamental mode, for several values of \mathcal{R}_m . The parameters \mathcal{C} , \mathcal{P}_m , and q are fixed at the values indicated in the caption. We see that the transition into instability is typical of steady cellular instabilities (similar, in principle, to Rayleigh-Bénard convection). The marginal mode can be chosen to have a transition to instability at the maximum of the curve $s(k)$ (i.e., $s=0$ simultaneously with $\partial s / \partial k = 0$), while all the other modes show strong temporal decay. The marginal mode can be identified with respect to a critical wave number $k_{\text{crit}} \equiv Q$ and a critical magnetic Reynolds number $\mathcal{R}_m(\text{crit}) \equiv R_m$.

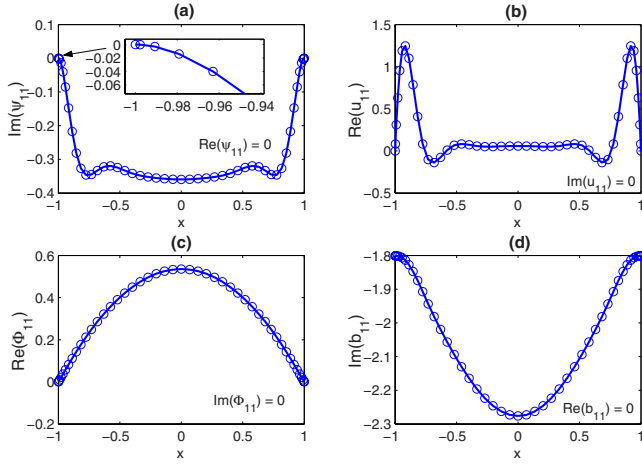


FIG. 2. (Color online) Eigenfunctions for the marginal mode at $\mathcal{C}=0.08$, $\mathcal{P}_m=0.001$, $q=3/2$. Here $Q \sim 0.75$, $R_m \sim 4.9$. The eigenfunctions are shown fitted (solid line) to the values determined numerically on the Chebyshev grid (open circles). (a) Ψ_{11} , (b) u_{11} , (c) Φ_{11} , and (d) b_{11} . Note that $\text{Re}(\Psi_{11})=\text{Im}(u_{11})=\text{Im}(\Phi_{11})=\text{Re}(b_{11})=0$. Because the Prandtl number is small, note that rather sharp boundary layers appearing in Ψ_{11} and u_{11} . The inset in (a) resolves the boundary layer behavior near $x=-1$.

Figure 1(b), which shows the neutral curve ($s=0$) in the \mathcal{R}_m - k plane, also demonstrates the way in which the critical values Q and R_m are determined. These critical parameters are in general functions of the remaining parameters of the system, i.e., $Q=Q(q, \mathcal{P}_m, \mathcal{C})$ and $R_m=R_m(q, \mathcal{P}_m, \mathcal{C})$. From here on out we will restrict our considerations to values of $q=3/2$ (for consistency with UMR) and consider the behavior of these quantities as a function of \mathcal{C} and, primarily, \mathcal{P}_m .

The eigenfunctions for the mode in question have even symmetry with respect to $x=0$ due to both the symmetry in the boundary conditions and the symmetries inherent to the thin-gap limit of the MTC problem. In Fig. 2 we display a sample of eigenfunctions of the marginal mode. To avoid later notational ambiguity, the eigenfunctions for these marginal modes (i.e., those with $k=Q$ and $\mathcal{R}_m=R_m$) will be labeled with a “11” subscript, that is, those modes will be represented by

$$\begin{aligned} \Psi_1 &\leftrightarrow \Psi_{11}, & u_1 &\leftrightarrow u_{11}, & \Phi_1 &\leftrightarrow \Phi_{11}, & b_1 &\leftrightarrow b_{11}, \\ \text{when } k &= k_{\text{crit}} \equiv Q, & \mathcal{R}_m &= \mathcal{R}_m(\text{crit}) \equiv R_m. \end{aligned}$$

It is argued in Appendix A that in the limit $\mathcal{P}_m \ll 1$, the boundary layer sizes that appear scale as $\mathcal{P}_m^{1/3}$. The boundary layers that develop are satisfactorily represented numerically by the Chebyshev method used, e.g., with a grid of 50 points we can resolve at least 3–4 points of the boundary layer zones when $\mathcal{P}_m=10^{-5}$. This dependence on \mathcal{P}_m will also have some bearing on the scaling properties of the coefficients of the resulting (real GLE) envelope equation, presented in the next section.

Finally, we note that there always exists an additional marginal mode of the system, separate from the above-mentioned MRI mode. This neutral mode reflects a symmetry introduced into the system due to the conducting bound-

ary conditions; namely, a spatially constant, time-independent solution for the azimuthal magnetic field (i.e., $b_y=\text{const}$) both solves the linear (and, incidentally, the nonlinear) equations and satisfies its requisite boundary conditions. This mode must be formally included in the subsequent nonlinear analysis.

IV. WEAKLY NONLINEAR ASYMPTOTIC ANALYSIS

The weakly nonlinear analysis aims to develop a description of the system’s evolution beginning very close to marginality, slightly into the unstable region. The control parameter in the asymptotic analysis is incorporated in the expression for the background magnetic field. It is here set to be $B_0=1-\epsilon^2$, i.e., the degree of departure from marginality is controlled by the small parameter ϵ (of our choosing) whose only formal restriction is that it be $\epsilon \ll 1$.

Close to marginality the relevant MRI mode, discussed in the previous section, may be expressed to leading order in ϵ (as can be shown by a simple scaling and balancing analysis) in the form

$$\epsilon \mathbf{V}_1 = \epsilon (A \mathbf{V}_{11} e^{iQz} + B \mathbf{U}_{11} + \text{c.c.}),$$

where $\mathbf{V}_{11} \equiv (\Psi_{11}, u_{11}, \Phi_{11}, b_{11})^T$ and $\mathbf{U}_{11} \equiv (0, 0, 0, 1)^T$. The inclusion of $B \mathbf{U}_{11}$ in this general solution is dictated by the presence of the neutral mode, discussed at the end of the previous section.

The weakly nonlinear evolution is asymptotically derived by allowing the amplitudes A and B to be (weakly) dependent on space and time. The aim is to develop an evolution equation for the envelopes A and B (space- and time-dependent amplitudes) as one tunes the system away from the marginal state defined above at $k=Q$ and $\mathcal{R}_m=R_m$. The wisdom garnered from other problems involving cellular instabilities [22–25] guides us into an ansatz such that the two envelope functions have functional dependencies upon a long time scale, $T \equiv \epsilon^2 t$, and a long vertical scale, $Z \equiv \epsilon z$, i.e., we posit the form $A=A(\epsilon^2 t, \epsilon z)$, $B=B(\epsilon^2 t, \epsilon z)$. The end result of this asymptotic procedure, fully detailed in Appendixes B C [37], are the two (decoupled) amplitude equations

$$\partial_T A = \lambda A - \alpha A |A|^2 + D \partial_Z^2 A, \quad (18)$$

$$\partial_T B = \left(\frac{1}{R_m} + \frac{\mathcal{C}\mathcal{R}}{3} \right) \partial_Z^2 B, \quad (19)$$

where $T \equiv \epsilon^2 t$, $Z \equiv \epsilon z$, and the coefficients are defined in Appendix B in [37].

We stress here that the decoupling of these two equations is the result of translational (x) symmetry of the thin-gap problem, but it cannot be guaranteed for a case in which, e.g., curvature terms have to be retained. Equation (19) is the diffusion equation and its physical implications are quite trivial. It indicates that the contribution of the above-mentioned neutral mode to the azimuthal field perturbation will simply decay on a time scale associated with the system’s size and the smaller of either R_m or $1/\mathcal{C}\mathcal{R}$ —the meaning of the latter possibility will be explored in forthcoming work. In contrast, Eq. (18) is the well-studied real Ginzburg-

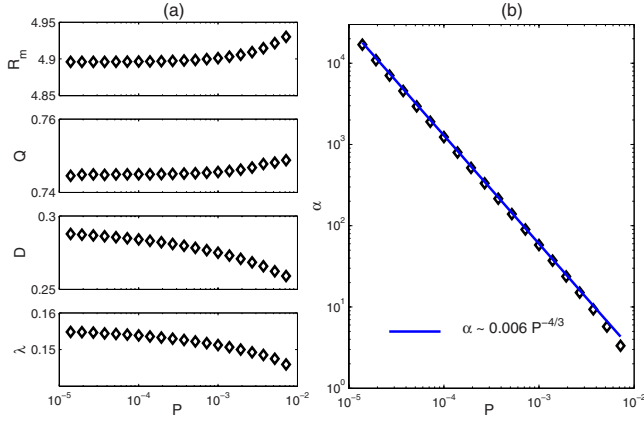


FIG. 3. (Color online) Coefficients, parameters, and saturation amplitude squared, as a function of \mathcal{P}_m , for $q=3/2$, $C=0.08$. (a) Plots of R_m , Q , D , λ as functions of \mathcal{P}_m . Note the weak sensitivity on \mathcal{P}_m . (b) Values of α (diamonds) as a function of \mathcal{P}_m . Plotted as well is the functional dependence $\alpha \sim \mathcal{P}_m^{-4/3}$ (solid line) discussed in the text.

Landau equation (see, e.g., [23–25]) which can exhibit non-trivial behavior in both the amplitude and phase of the envelope function A . The phase can lead to interesting dynamics emerging from Eckhaus-like instabilities; however, in the present study we care only about the behavior of the amplitude's magnitude, i.e., the modulus of A . We shall thus agree henceforth to mean $|A|$, when writing A . Further discussion of phase dynamics can be found in the concluding section of this paper.

A real amplitude A in the real GLE has two stable spatially uniform steady solutions $A(Z, T) = \pm A_s$, and one possibly unstable solution $A=0$, as can be easily verified. Depending on the boundary conditions, the system typically relaxes to one of the steady solutions or, possibly, splits into two regions (the plus and minus values of A_s) with a front separating them (see, e.g., [26] for an example of a system of this kind).

From (18) it is apparent that the saturation amplitude is $A_s = \sqrt{\lambda/\alpha}$ and thus its determination calls for the computation of the relevant coefficients. As discussed before this has to be done numerically. The details of this calculation are given in Appendix B in [37] and some representative results (for the parameter values $q=3/2$ and $C=0.08$) are displayed in Fig. 3. Figure 3(a) demonstrates the weak dependence of R_m and Q , and of the coefficients λ and D , on \mathcal{P}_m (for $\mathcal{P}_m \ll 1$). In contrast, the coefficient α , whose numerical values are shown in Fig. 3(b), has a power-law dependence on \mathcal{P}_m in the same interval. Thus, the dependence of the saturation amplitude on \mathcal{P}_m is essentially governed by α . The appropriate scaling for $\mathcal{P}_m \ll 1$ is $A_s^2 = \lambda/\alpha \sim 1/\alpha$ (given the very weak dependence of λ on \mathcal{P}_m).

The analysis sketched out in Appendix D of Ref. [37] shows that the dominant terms in the expression for α are such that $\alpha \sim \mathcal{P}_m^{-4/3}$, for $\mathcal{P}_m \ll 1$. This scaling fits very well the numerical results in Fig. 3(b) (solid line). We thus obtain the following scaling behavior for the square of the saturation amplitude:

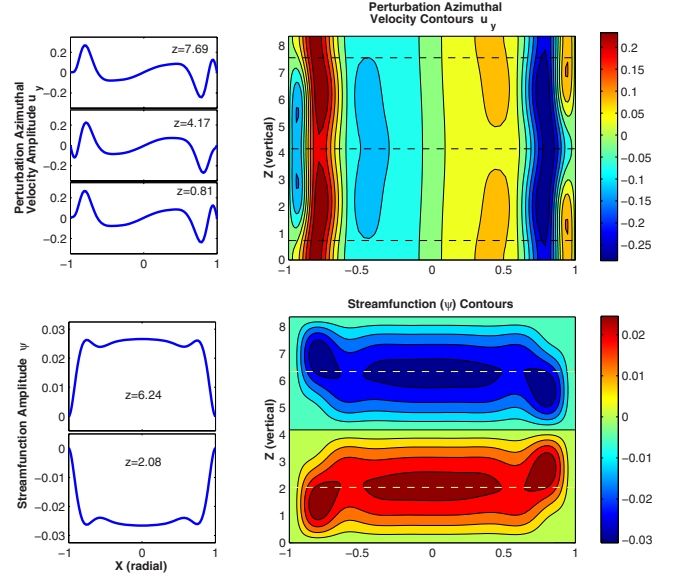


FIG. 4. (Color online) Contours of the perturbation stream function (Ψ) and azimuthal velocity (u_y) in the x - z plane, up to and including order ϵ^2 . The vertical scale of the plots corresponds to one critical wavelength $2\pi/Q$. The parameters are $\mathcal{P}_m=0.001$, $C=0.08$, $R_m=4.9$ with $q=3/2$. We take $\epsilon=0.5$ and the amplitude $A=0.07$ (which is its saturation value for this case). Cuts along constant values of z are shown in the left panel (and dashed lines in the contour plots on the right). Note that u_y is the velocity disturbance about the steady profile $-qx$.

$$A_s^2 \sim \mathcal{P}_m^{4/3} \quad (\text{or } A_s^2 \sim \mathcal{R}^{-4/3} \quad \text{for fixed } R_m) \\ \text{both for } \mathcal{P}_m \ll 1. \quad (20)$$

The physical effects that these dominant terms are reflecting can be traced in the asymptotic analysis as resulting from the nonlinear radial advection of the second-order azimuthal velocities $u_{x1} \partial_x u_{y2}$ and the creation of the azimuthal field due to the shearing of the radial perturbation field $b_{x1} \partial_x u_{y2}$. Note that in UMR we were able to obtain (from not fully consistent boundary conditions for this problem) the analytical result $A_s^2 \sim \mathcal{P}_m$ (or $\sim \mathcal{R}^{-1}$ for fixed R_m). Thus we see that the implementation of more realistic boundary conditions that are appropriate for the thin-gap MTC problem does not alter the general *qualitative* trend—saturation amplitude increasing with \mathcal{P}_m (or decreasing with \mathcal{R} for fixed R_m)—uncovered in UMR, nor its implications. It merely alters (slightly) the power of this basic dependence.

In Fig. 4 we plot the azimuthal velocity $u_y(x, z)$ and the stream function $\Psi(x, z)$ of the perturbation, calculated by our asymptotics to order ϵ^2 . This has to be understood as the modification on top of the basic MTC configuration, which together constitute the steady saturated state. The presence of boundary layers near the channel walls is clearly apparent. In Appendix A we estimate that the boundary layer sizes scale as $\sim \mathcal{P}_m^{1/3}$ and this is quantitatively consistent with the increase in power of the scaling from $A_s^2 \sim \mathcal{P}_m$ (as found in UMR, where the boundary layers were essentially neglected) to $A_s^2 \sim \mathcal{P}_m^{4/3}$ here. The crucial ingredient in determining the scaling of A_s is, as we have seen, the scaling behavior of the

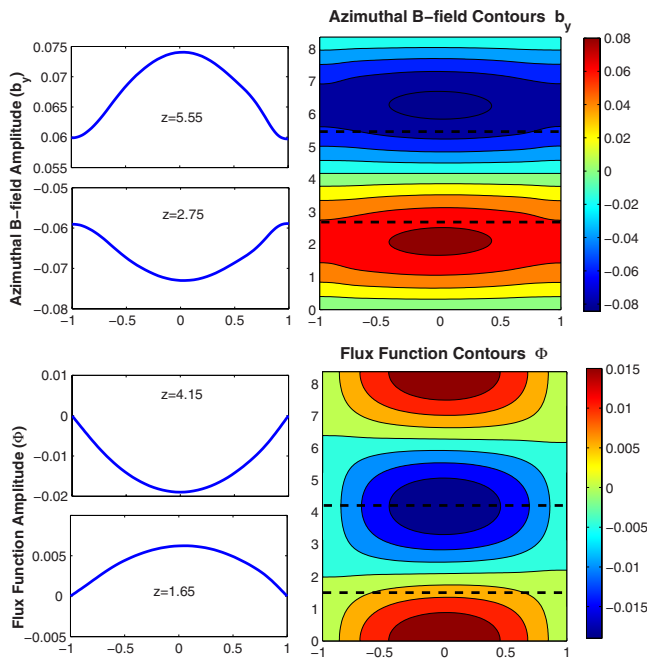


FIG. 5. (Color online) Same as Fig. 4 for the azimuthal field (top panels) b_y and the flux function Φ (bottom panels).

coefficient α , which in turn is affected by the boundary layer width through its dependence on the relevant x eigenfunctions (see Appendixes A and Appendix D in [37]).

In Fig. 5 we display the perturbation's azimuthal field b_y and its poloidal flux function $\Phi(x, z)$ in a manner similar to the previous figure. Note that we do not see prominent boundary layers in the magnetic field perturbation; this is the result of the boundary conditions imposed (17). Whereas three velocity boundary conditions are imposed on each side (ensuring zero perturbation velocity on the boundary), only two such conditions on the magnetic field perturbation are enforced ($b_x=0, \partial_x b_y=0$). This is so because precisely ten conditions in all are required, otherwise the problem would be ill posed.

Finally, we turn to the evaluation of the angular momentum transport (a key question in assessing the MRI's role as the driver of accretion in astrophysical systems). The total (local) stress resulting from the perturbation is composed of the Reynolds and Maxwell stresses and, in our notation, has the form (see, e.g., [6,29,30])

$$\mathbb{T}(x, z) \equiv \mathbb{T}_R + \mathbb{T}_M = u_x u_y - C b_x b_y. \quad (21)$$

As in UMR, we may define a quantity measuring the average total angular momentum transport in the domain,

$$\dot{\mathbf{j}} = \frac{Q}{4\pi} \int_{-\pi/Q}^{\pi/Q} dz \left(\int_{-1}^1 \mathbb{T}(x, z) dx \right).$$

The quantity $\dot{\mathbf{j}}$ can be thought of as analogous to similarly defined quantities used as a measure of the effective viscosity parameter due to dynamical fluctuations in active fluid media (for a recent purely hydrodynamic example, see [14]), be it either in a fully turbulent state or otherwise. In our

problem, this quantity in the saturated state can be written to leading order as

$$\dot{\mathbf{j}} = \epsilon^2 |A|^2 \dot{J}_0 + O(\epsilon^4), \quad (22)$$

where $\dot{J}_0 = \dot{J}_0(R_m, Q; \mathcal{C}, q)$ is of order unity. Given the behavior of the saturated amplitude in the $\mathcal{P}_m \ll 1$ limit, it follows that the average angular momentum transport scales like

$$\dot{\mathbf{j}} \sim \epsilon^2 \mathcal{P}_m^{4/3} \quad [\text{or } \sim \epsilon^2 \mathcal{R}^{-4/3} \text{ for fixed } R_m \text{ of } O(1)], \quad (23)$$

to leading order. Finally, we show in Fig. 5 the distributed stress $\mathbb{T}(x, y)$ over the domain and the vertically integrated stress, defined by $\Xi(x) \equiv \int \mathbb{T} dz$.

V. DISCUSSION AND SUMMARY

In this paper we have presented a full exposition of a weakly nonlinear asymptotic analysis of the MRI for a viscous and resistive flow in the thin-gap magnetic Taylor-Couette configuration. Our previous work (UMR [29]) employed mathematically expedient, but not fully consistent boundary conditions for this problem, so as to allow for transparent analytical evaluation of the envelope equation coefficients. Here we have used consistent and realistic boundary conditions for the MTC setup. As a result, the calculation is more involved. We have nevertheless found (as anticipated in UMR [29]) that in the thin-gap limit the amplitude of the disturbances saturates at a value that decreases with decreasing magnetic Prandtl number, \mathcal{P}_m . Moreover, the emergence of boundary layers actually makes the \mathcal{P}_m dependence of the saturation amplitude, and thus the average angular momentum transport, more severe.

Our results should be put in the proper context. They are valid close to instability threshold and in a confined system (MTC). Most previous studies of the MRI in the nonlinear regime (both numerical and analytical) followed the evolution of channel modes—exponentially growing, radially independent modes (see [5]), which happen also to be exact solutions of the nonlinear equations for the perturbation, in the SB formulation under periodic boundary conditions, i.e., in an open system. It is thus only natural that the channel modes have been identified as the dominant dynamics and their evolution perceived as a crucial ingredient in the nonlinear saturation of the instability. Goodman and Xu [28] showed that the channel modes ultimately become unstable and break up. The asymptotic study of nonlinear saturation performed by Knobloch and Julien [27] was also based on a state dominated by channel modes. In these works, as well as the recent local modeling of MRI angular momentum transport [30,31], results were compared with numerical simulations of an open SB (undoubtedly dominated by dynamics arising from the nonlinear evolution of channel modes). Note, however, that in the global approach of Kersalé *et al.* [32,33], the explicit inclusion of boundary conditions and curvature terms broke the radial symmetry of the problem (which is necessary for the channel modes to be manifested). These authors found numerically (using a spectral code) that

the form of the saturated state critically depends on the boundary conditions adopted and, in any case, is not a “trivial” Keplerian state with developed MHD turbulence on top of it.

From the vantage point of the linear theory followed here (as well as the SB investigations of the past), the MRI takes place primarily because the term supplying the tension, i.e., a perturbed azimuthal B field, arises from the sheared conversion (by the background flow) of a perturbed radial magnetic field, emanating from the bending of the background vertical field. The strength of the resulting destabilizing torque is related to the magnitude of q (measuring the local stretching) and the magnitude (squared) of the global vertical B field (representing that basic source of tension which is being stretched by the shear). Nonlinear saturation of a linear instability can generically be achieved by increased dissipation, by the modification of the linearly unstable base state so as to push it back to stability, or a combination of both.

In the problem studied here, we have considered the marginal MRI mode (i.e., with growth rate 0), as a function of all free parameters, save q , which has been fixed to $3/2$. We find that the saturated azimuthal velocity disturbance provides an effective *positive* radial gradient, $q' > 0$, through the bulk of the flow (see Fig. 4). Thus the effective overall q in the saturated state is $q_{\text{eff}} = q - q' < 3/2$. The magnitude of the effective gradient reflects the manner in which the modified gradient couples to the background field that is being stretched and is responsible for the instability. In our case, q' is positive and thus reduces the initial destabilizing shear, but not sufficiently to cancel it entirely. It has to be noted, however, that the saturated state is not just the base flow with reduced shear. It includes also extra poloidal and azimuthal fields, as well as poloidal velocity. This steady state is thus more complicated; the presence of velocity boundary layers complicates it even further. It is thus not trivial to identify a simple process for the saturation “mechanism” in this case. We note that our results share similarities with the saturation mechanism proposed by Knobloch and Julien [27] for the saturated MRI state developed, in a particular asymptotic regime, from the unstable channel modes discussed above.

We have followed into the weakly nonlinear regime a dissipative system, which was in a marginal balance and obtained a steady saturated state from a reduction of the shear, in places over the domain where it counts the most (in terms of azimuthal field production), and from the emergence of a steady flow and magnetic field configuration. In terms of dissipation, it is instructive to consider the energy relationship (15). In our steady saturated state the first integral is just $\propto \int \Xi(x) dx$ and therefore is positive (see the bottom of Fig. 6). As $\partial_t E$ in this (steady) saturated state must be zero, the sum of the two dissipative integrals must be equal to the first one. We have verified that it is indeed so.

We have not considered in this paper phase dynamics, which is an inherent feature of the more general envelope in the complex GLE. Phase dynamics may be rich, in particular in two and three dimensions, admitting well-known pattern instabilities like Eckhaus and zigzag, and these, in turn, can lead to effects like phase turbulence and complicated defect dynamics [24,25]. In what is considered here, where the coefficients of the one-dimensional GLE are real, all that re-

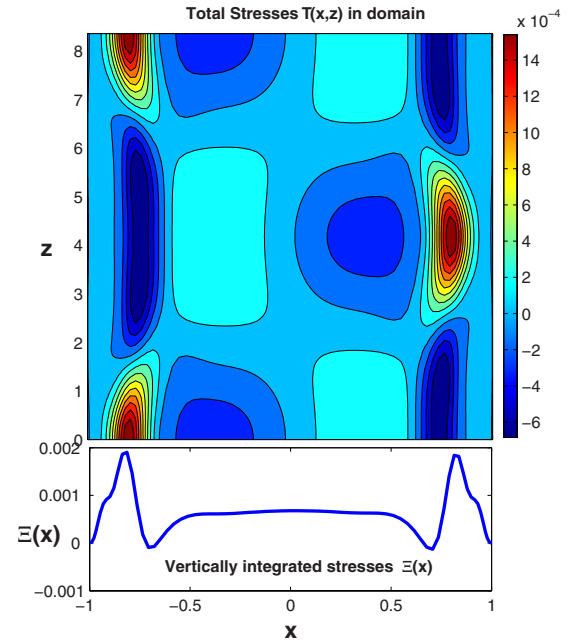


FIG. 6. (Color online) Same as Fig. 4 for the total stress $T(x,z)$ (top panel) and the vertically integrated stress $\Xi = \int T(x,z) dz$ (bottom panel).

mains of the above is just a possibility of an Eckhaus instability. This may merely introduce some nonsteady readjustment to the overall pattern phase, but it leaves unaltered the overall amplitude scale of the basic pattern that emerges. In particular, our system is open in the z dimension and thus there should be no difficulty in the phase adjusting itself to a stable value (see [24], p. 200). Because we are interested here in the scaling of the transport (which is expressed by an integral of the envelope over the domain), phase dynamics (although interesting in its own right) does not influence this measure, and we have thus considered only the modulus of the envelope.

Our results and findings here should ultimately be compared to experiments and numerical simulations accompanying them. Extension of this type of analysis to a wide-gap MTC configuration is possible, but the results will be somewhat more complicated than those presented here, due to the inclusion of curvature terms. Preliminary calculations indicate that the evolution of the perturbation amplitude in this case is governed by two coupled envelope equations (see Appendix B in [37]). The properties of the saturated state, however, appear similar in their salient features to the ones explored in this paper. The case of an initial helical field, for which experimental detection of the MRI has recently been reported [21], can also be investigated in the weakly nonlinear asymptotic formalism employed here. It will be the subject of future work.

Further analytical investigations of the nonlinear MRI, of the kind reported here, will contribute toward assembling a deeper understanding of this important instability. Such investigations may also help in addressing the issues of the effect of numerical resolution upon the resulting dynamics. In particular, it could be useful to conduct simulations for,

say, a fixed value of the magnetic Reynolds number (well below any contamination by numerical dissipation) and examine if and how the transport changes with resolution. Numerical studies of the MHD turbulent dynamo problem (e.g., [34,35]) have shown that such considerations are very important. The understanding of the role that the MRI plays in astrophysical disks, which in its full generality is a formidable problem, may be enriched by the experimental, analytical, and numerical studies of simpler systems.

ACKNOWLEDGMENTS

The authors would like to thank the Israel Science Foundation and BSF Grant No. 0603414082 for partial support of this study. We are greatly indebted to G. Shaviv and E. A. Spiegel for sharing with us their comments and insights. In addition, we thank the two anonymous referees whose comments helped to improve the presentation of this work.

APPENDIX A: THE LINEAR SCALE OF THE BOUNDARY LAYER

The best way to identify the scalings that are appropriate for the boundary layer is to rewrite (16) as a single equation for, say, the stream function Ψ . Setting the time derivative to zero results in

$$\mathcal{L}\Psi = \{[\mathcal{P}_m(D_x^2 - Q^2)^2 + \mathcal{C}R_m^2Q^2](D_x^2 - Q^2) + R_m^4 2qCQ^4 - \omega_e^2 Q^2(D_x^2 - Q^2)^2 R_m^2\}\Psi = 0, \quad (\text{A1})$$

where $\omega_e^2 \equiv 2(2-q)$ and where the simplifying notation $D_x \equiv d/dx$ is also used. The operator is tenth order in D_x derivatives. Inspection of its form suggests that retaining only the terms of (A1) that are dominant (for $\mathcal{P}_m \ll 1$) in a small region of size \mathcal{P}_m^λ with $\lambda > 0$ (the total x domain size is 2 in our units) at either of the two boundaries gives

$$(\mathcal{P}_m^2 D_x^{10} - \omega_e^2 Q^2 D_x^4 R_m^2)\Psi = 0. \quad (\text{A2})$$

Treating all quantities as being of $O1$ except for \mathcal{P}_m , we can now see that the value of the exponent λ must be $1/3$. More explicitly, we consider a boundary layer by rescaling the x coordinate around the boundaries at $x = \pm 1$. We define $\xi \equiv \mathcal{P}_m^{-\lambda}(x \mp 1)$ and insert this into (A1), revealing

$$(\mathcal{P}_m^{2-10\lambda} D_\xi^{10} - \mathcal{P}_m^{-4\lambda} \omega_e^2 Q^2 R_m^2 D_\xi^4)\Psi + O(\mathcal{P}_m^{2-8\lambda}, \dots, 1) = 0, \quad (\text{A3})$$

where $D_\xi \equiv d/d\xi$. As $\mathcal{P}_m \rightarrow 0$, a distinguished balancing limit (see, e.g., [36]) may be achieved when $2-10\lambda = -4\lambda$, or when $\lambda = 1/3$. In this case, all other terms in the boundary layer region are subdominant to the two terms remaining. Thus, in the limit $\mathcal{P}_m \ll 1$, the size of the boundary layer scales as $\mathcal{P}_m^{1/3}$.

-
- [1] E. P. Velikhov, *Sov. Phys. JETP* **9**, 995 (1959).
 - [2] S. Chandrasekhar, *Proc. Natl. Acad. Sci. U.S.A.* **46**, 253 (1960).
 - [3] S. Chandrasekhar, *Hydrodynamic and Hydromagnetic Stability* (Oxford University Press, Oxford, 1961).
 - [4] S. A. Balbus and J. F. Hawley, *Astrophys. J.* **376**, 214 (1991).
 - [5] S. A. Balbus and J. F. Hawley, *Rev. Mod. Phys.* **70**, 1 (1998).
 - [6] S. A. Balbus, *Annu. Rev. Astron. Astrophys.* **41**, 555 (2003).
 - [7] G. Rüdiger and D. Shalybkov, *Phys. Rev. E* **66**, 016307 (2002).
 - [8] A. P. Willis and C. F. Barenghi, *Astron. Astrophys.* **388**, 688 (2002).
 - [9] N. I. Shakura and R. A. Sunyaev, *Astron. Astrophys.* **24**, 337 (1973).
 - [10] D. Lynden-Bell and J. E. Pringle, *Mon. Not. R. Astron. Soc.* **168**, 603 (1974).
 - [11] P. Goldreich and D. Lynden-Bell, *Mon. Not. R. Astron. Soc.* **130**, 125 (1965).
 - [12] S. A. Balbus, J. F. Hawley, and J. M. Stone, *Astrophys. J.* **467**, 76 (1996).
 - [13] O. M. Umurhan and O. Regev, *Astron. Astrophys.* **427**, 855 (2004).
 - [14] G. Lesur and P.-Y. Longaretti, *Astron. Astrophys.* **444**, 25 (2005).
 - [15] A. Branderburg, *Astron. Nachr.* **326**, 787 (2005).
 - [16] H. Ji, J. Goodman, and A. Kageyama, *Mon. Not. R. Astron. Soc.* **325**, L1 (2001).
 - [17] K. Noguchi, V. I. Pariev, S. A. Colgate, H. F. Beckley, and J. Nordhaus, *Astrophys. J.* **575**, 1151 (2002).
 - [18] D. R. Sisan, N. Mujica, W. A. Tillotson, Y. M. Huang, W. Dorland, A. B. Hassam, T. M. Antonsen, and D. P. Lathrop, *Phys. Rev. Lett.* **93**, 114502 (2004).
 - [19] R. Hollerbach and G. Rüdiger, *Phys. Rev. Lett.* **95**, 124501 (2005).
 - [20] W. Liu, J. Goodman, and H. Ji, *Astrophys. J.* **643**, 306 (2006).
 - [21] F. Stefani, T. Gundrum, G. Gerbeth, G. Rüdiger, M. Schultz, J. Szklarski, and R. Hollerbach, *Phys. Rev. Lett.* **97**, 184502 (2006).
 - [22] P. Manneville, *Dissipative Structures and Weak Turbulence* (Academic Press, San Diego, 1990).
 - [23] M. C. Cross and P. C. Hohenberg, *Rev. Mod. Phys.* **70**, 1 (2003).
 - [24] P. Manneville, *Instabilities, Chaos and Turbulence* (Imperial College Press, London, 2004).
 - [25] L. M. Pismen, *Patterns and Interfaces in Dissipative Dynamics* (Springer, New York, 2006).
 - [26] O. Regev, *Chaos and Complexity in Astrophysics* (Cambridge University Press, Cambridge, U.K., 2006).
 - [27] E. Knobloch and K. Julien, *Phys. Fluids* **17**, 094106 (2005).
 - [28] J. Goodman and G. Xu, *Astrophys. J.* **432**, 213 (1994).
 - [29] O. M. Umurhan, K. Menou, and O. Regev, *Phys. Rev. Lett.* **98**, 034501 (2007).
 - [30] M. E. Pessah, C. K. Chan, and D. Psaltis, *Mon. Not. R. Astron. Soc.* **372**, 183 (2006).
 - [31] M. E. Pessah, C. K. Chan, and D. Psaltis, *Phys. Rev. Lett.* **97**, 221103 (2006).

- [32] E. Kersalé, D. W. Hughes, G. Ogilvie, S. M. Tobias, and N. O. Weiss, *Astrophys. J.* **602**, 892 (2004).
- [33] E. Kersalé, D. W. Hughes, G. Ogilvie, and S. M. Tobias, *Astrophys. J.* **638**, 382 (2006).
- [34] S. Boldyrev and F. Cattaneo, *Phys. Rev. Lett.* **92**, 144501 (2004).
- [35] A. A. Schekochihin, N. E. L. Haugen, A. Brandenburg, S. C. Cowley, J. L. Maron, and J. C. McWilliams, *Astrophys. J.* **625**, L115 (2005).
- [36] C. M. Bender and S. A. Orszag, *Advanced Mathematical Methods for Scientists and Engineers* (Springer, New York, 1999).
- [37] See EPAPS Document No. E-PLLEE8-76-059709 for Appendix B: “Derivation of the Ginzburg-Landau equation,” Appendix C: “The terms for N_{31} ,” and Appendix D: “The $O(\mathcal{P}_m^{-1/4})$ dependence of α .” For more information on EPAPS, see <http://www.aip.org/pubserve/epaps.html>